

ENGLISH
VERSION



K.S. WOOD CO., LTD.

COMPANY PROFILE

ENGINEERED FLOORING
WOOD PLASTIC COMPOSITE (WPC)

WWW.KSWOOD.COM



EXPERIENCE NATURE IN YOUR HOME

NATURAL BEAUTY
EVOLUTIONARY
PERFORMANCE

Who We Are



K.S. WOOD CO., LTD. is the leading importer and distributor of wooden engineering floor for both interior and exterior and K.S. WOOD is an expert and specialize in wooden flooring.

To preserve the nature & environment, we decided to come up with the new technology to create new wooden flooring without affect to nature and environment under to concept ***“EXPERIENCE NATURE IN YOUR HOME”***

With over 10 years of experience in the wooden flooring business, we are carefully selected highest quality product and service to meet our customer satisfaction.

**We live for products that make anywhere
are the most beautiful in the world.**



HEAD OFFICE & SHOWROOM




398 RAMA 2 RD. SAMAEDUM, BANGKHUNTEN DISTRICT, BANGKOK

THAILAND 10150

TEL. +66 2 408 3816 FAX. +66 2 408 3817

HOTLINE : +66 9 5878 6710



Our products are shown in showroom such as;

Engineered Flooring of A LA CARTE

Engineered Flooring of THE BIG PLANK

Engineered Flooring of THE BIG PLANK Plus+

Wood Lath of SOCIO

Wood Plastic Composite of NewTechWood





WAREHOUSE



Our warehouse located on Bangkhuntian-Chaithalay Road with area more than 500 square metres. Including R&D center and logistic department.



stock in warehouse no.1



stock in warehouse no.2

OUR SERVICES



SURVEY

In order to ensure we obtain the most accurate information of your projects, we send our experts to conduct pre-installation survey, collecting measurements such as the moisture content and levelness of the cement.

We use this information to determine what else are needed to be done in order to prepare the area for a successful installation.

INSTALLATION

Our teams of experienced carpenters then attend to the job site to make sure that the job gets carried out successfully and that no details are overlooked.



DESIGN SERVICE

We have in-house designer to help our client regarding to the design stage and estimate cost & product usage.

INDOOR | ENGINEERED FLOORING

LUXURY WOOD FLOORING



INTERIOR ENGINEERED FLOORING

“ Make Your Life in Nature with K.S. WOOD ”



Engineered Flooring is constructed from the selected highest qualified wood but less cost. Giving the same irresistible feel and an unmistakable natural look. The structure of engineering wood has multi-layers of solid wood. In order to decrease swelling, shrinking and sort complicate arrangement.

Top surface is called as know as veneer is 5-8 inches width and the bottom is made from beech wood that coat oil paint for moistness and fungus-mold protection.

Engineered wood flooring is definitely better at standing up against moisture than solid hardwood.

Engineered wood flooring works best in areas that stay dry, such as bedroom, living room, hallways and restaurant.

ENGINEERED FLOORING PRODUCT CONSTRUCTION

— THE —
BIG PLANK
ENGINEERED FLOORING

À LA CARTE
Engineered Flooring

THE BIG PLANK
— *Plus+* —
ENGINEERED FLOORING


The 1st Layer.

Top Surface is coated UV oil and UV laquer over all layers and add aluminium Oxide (Al_2O_3) so as to wood stiffen up.

Top surface is constructed from the selected highest quality wood.

The 2nd Layer,

This layer is constructed from the highest qualified solid wood that trust coreboard between multilayers and top layer.



This core board is constructed from solid wood has sort complicate vertical arrangement in order to add dimensional stability and strength

This core board is constructed from solid wood has sort complicate horizontal arrangement in order to add dimensional stability and strength

The back layer is produced from beech wood that coat oil paint for moistness and fungus-mold protection.





“CAN BE INSTALLED EITHER VERTICALLY OR HORIZONTALLY”

SOCIO LATH is WPC Hollow Wood with sanding surface that will give you the natural wood looks. Also it has a light weight with a core thickness 5 mm.

SOCIO LATH can be installed either vertically or horizontally that your design, such as ceiling, blind slat, air conditonal shielding, cladding and arbour.


- No need to installed structure to support the weight.
- Easy to install and can add aluminium beam or steel beam to support more weight.
- Strong, durable, non brittle.
- Non cracking, fully protect fungus or mold.
- Sanding surface and do not required any painting as the product has coloured by itself.
- Flexible design and suitable for indoor and semi-outdoor decorations.



OUTDOOR

WOOD PLASTIC COMPOSITE

PRESENT BY




NewTechWood's ULTRASHIELD®

IT'S LIKE WOOD, WITHOUT THE WORRY



25 YEAR FADE, STAIN
AND PERFORMANCE
WARRANTY



NO SANDING,
NO SEALING,
NO MAINTENANCE



WEATHER, MOISTURE,
MOULD AND MILDEW
RESISTANT



ENVIRONMENTALLY
FRIENDLY 95%
RECYCLED MATERIAL



REVERSIBLE DECK
BOARDS 2 NATURAL
FINISHES



ULTRA-LOCK HIDDEN
FASTENERS FOR A
FLAWLESS LOOK



NATURE INSPIRED
WOOD GRAIN AND
COLOUR STREAKING



MAXIMUM STABILITY,
ANTI-SLIP SURFACE
AND NO SPLINTERS

NewTechWood's UltraShield® uses recycled wood and plastics to create a fully customisable improvement on traditional timber building products.

NewTechWood delivers the natural look of wood without the on-going maintenance and expense.

Part of the beauty of hardwood comes from the subtle mix of colour tones and hues; no single board is exactly alike. NewTechWood looks like wood, and feels like wood, but it's durable, environmentally friendly, and you won't WELCOME spend hours staining and sealing your deck or cladding.

WHY UltraShield®?

THE KEY TO LONG TERM PERFORMANCE
IS PROTECTING THE CORE

Wood is the route of all problems. As we see in first generation "uncapped" composite decking, the wood content of the board is exposed and susceptible to bleaching from the sun, decay from the wet and consumption from mould. Tannins in the wood particles are exposed, resulting in staining of the deck.


NewTechWood's Ultrashield® capping encases all four sides of the board to give absolute protection from weather, sun, scuffs, and scrapes. The Ultrashield® cap is fusionbonded to the core of the board, creating an impermeable seal so your deck looks good for decades to come.

Using our proprietary process called Naturale, NewTechWood delivers the most realistic textures with exciting, multi-chromatic finishes and a product that is highly durable, longlasting, and resistant to staining, fading and relative impact.



-  UV Protection and Non Color Fading
-  Non Watering Absorption
-  Fully Protect Fungus and Mold
-  Anti-Termite Protection
-  Non Painting





UltraShield® 360° Cover

NewTechWood's Ultrashield® capping encases all four sides of the board to give absolute protection from weather, sun, scuffs, and scrapes. The Ultrashield® cap is fusionbonded to the core of the board, creating an impermeable seal so your deck looks good for decades to come.

100% Recycled Wood/Plastic Composite Core

NewTechWood uses select, recycled, high-density plastics, combined with recycled wood products, to create a composite wood substitute that drops your energy footprint to zero. NewTechWood is made from recycled materials, and it's 100% recyclable down the line.



UltraShield®
Capstock




Hollow Circle
Strong Structure



Fully Protect
Fungus and Mold



Suitable Outdoor
Non Watering Absorption



UV Protection
Non Color Fading



Natural Look
"Experience Nature in Your Home"



Easy Installation



Full Safety
Non Wooden Splinter



Non Spit and Cracking



Anti Termite
Protection



Vehicle Force
Protection



Able to Stand Inclement
Heat Weather



Non Painting



Clip Lock System
Wooden Slide Protection





K.S. WOOD COMPANY LIMITED

Head Office & Showroom

398 Rama II RD.

Samaedum, Bangkhuntien

Bangkok Thailand 10150

www.kswood.com

☎ 09 5878 6710 📞 @kswood

🌐 www.facebook.com/kswood.thailand